

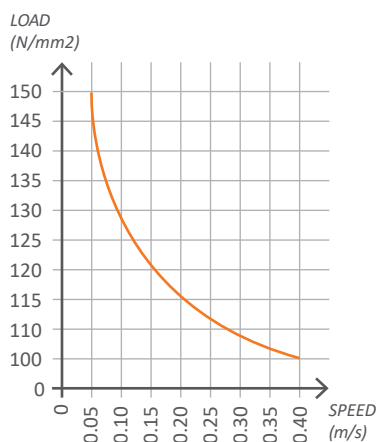
HT-316 PLUS Aisi 316L + special coating

Supporting shell: Aisi 316L

C	0.03%	Mn	1.80%
S	0.025%	Cr	16.70%
P	0.03%	Ni	10.00%
Si	0.50%	Mo	2.00%

The given values are nominal values from literature.

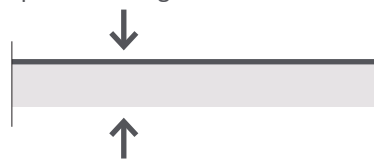
GRAPHIC LOAD / SPEED



Remarks: for more detailed technical information on load/speed tests, please contact our offices.

BEARING SECTION

Special coating



Aisi 316L backing (thickness 0.50 - 3.00 mm)

SLIDING LAYERS

Vaporization of the special coating. Multilayer deposit on the surface. Minimum hardness 180 HB, and minimum thickness 15 µm.

MECHANICAL PROPERTIES

WORKING TEMPERATURE	min -100°C - max +500 °C
COEFFICIENT OF FRICTION	0.08-0.20
MAX. SPEED	0.40 m/s
MAX. STATIC LOAD	200 N/mm ²
MAX. DYNAMIC LOAD (max. speed 0.10 m/s)	150 N/mm ²
MAX. DYNAMIC LOAD (max. speed 0.40 m/s)	100 N/mm ²

SHAFT

For an optimal performance the shaft surface finishing shall be between Ra 0.40 and 1.60 µm, depending on the different applications. Hardness 100 – 160 HB5.

CHEMICAL RESISTANCE

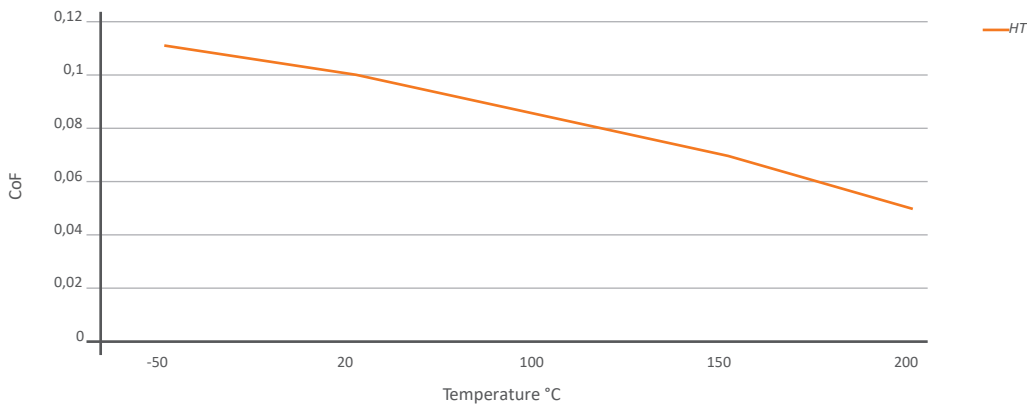
HYDROCARBONS	Excellent
HYDROCHLORIC ACID (concentrate to 10%)	Excellent
SULFURIC ACID (concentrate to 10%)	Excellent
METHANE	Excellent
OXYGEN	Excellent
SODIUM HYDROXIDE	Excellent
LIQUID NITROGEN	Excellent
SOLVENTS	Excellent

TEKNIKPRODUKTER AB

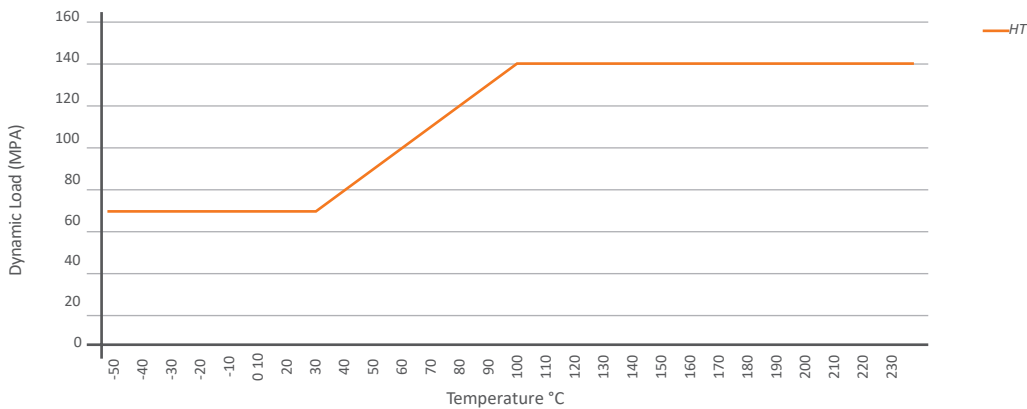
Grännavägen 24, 561 34 Huskvarna

036-37 62 00, order@teknikprodukter.se
www.teknikprodukter.se

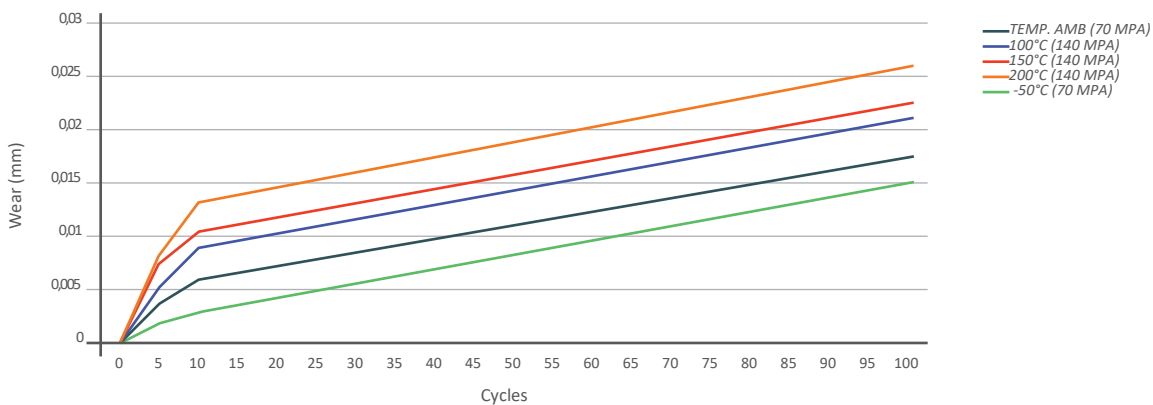
COEFFICIENT OF FRICTION - HT



MAX. DYNAMIC LOAD - HT



INTERNAL SURFACE WEAR - HT



The tests were performed in laboratory with a Test Bench for the simulation of ball valves

- Types of tested bushes: FRITEX-316, MU-316 and HT-316
- Shaft roughness of the Test Bench: 0.5 - 0.8 Ra
- Shaft hardness of the Test Bench : 1100 Vickers

- Shaft rotation at 90° with load applied from 0° to 30° and backwars from 30° to 0°
- Rotation speed: 0.083 m/s
- Tests performed with temperatures between -50°C to +200°C