

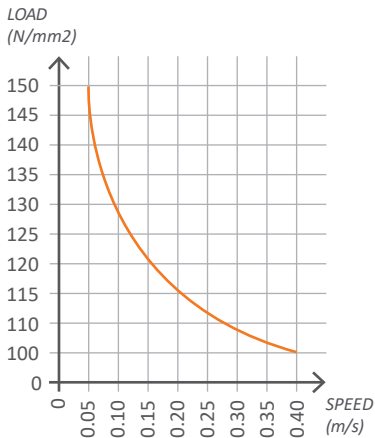
HT-625 PLUS Inconel 625 + special coating

Supporting shell: Inconel 625

C	0.10%	Co	1.00%
Mn	0.05%	Ta + Nb	3.15 ÷ 4.15 %
Cr	20 ÷ 23 %	Ni	Rest
Mo	8 ÷ 10 %		

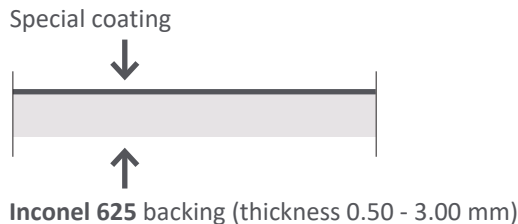
The given values are nominal values from literature.

GRAPHIC LOAD / SPEED



Remarks: for more detailed technical information on load/speed tests, please contact our offices.

BEARING SECTION



SLIDING LAYERS

Vaporization of the special coating. Multilayer deposit on the surface. Minimum hardness 180 HB, and minimum thickness 15 µm.

MECHANICAL PROPERTIES

WORKING TEMPERATURE	min -100°C - max +600 °C
COEFFICIENT OF FRICTION	0.08-0.20
MAX. SPEED	0.40 m/s
MAX. STATIC LOAD	200 N/mm ²
MAX. DYNAMIC LOAD (max. speed 0.10 m/s)	150 N/mm ²
MAX. DYNAMIC LOAD (max. speed 0.40 m/s)	100 N/mm ²

SHAFT

For an optimal performance the shaft surface finishing shall be between Ra 0.40 and 1.60 µm, depending on the different applications. Hardness 100 – 160 HB5.

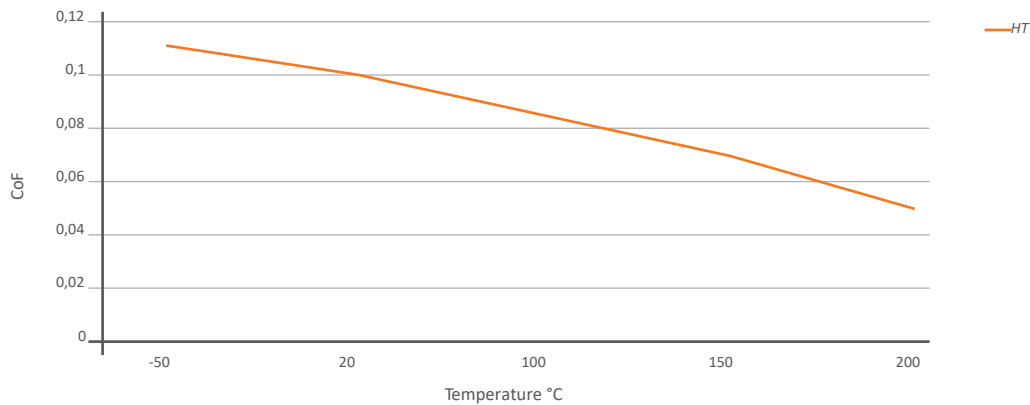
CHEMICAL RESISTANCE

HYDROCARBONS	Excellent
HYDROCHLORIC ACID (concentrate to 10%)	Excellent
SULFURIC ACID (concentrate to 10%)	Excellent
METHANE	Excellent
OXYGEN	Excellent
SODIUM HYDROXIDE	Excellent
LIQUID NITROGEN	Excellent
SOLVENTS	Excellent

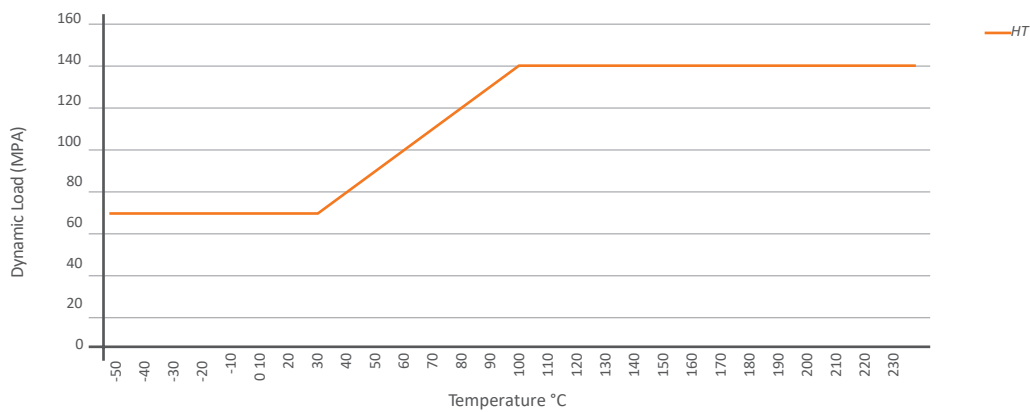
TEKNIKPRODUKTER AB
Grännavägen 24, 561 34 Huskvarna

036-37 62 00, order@teknikprodukte
www.teknikprodukter.se

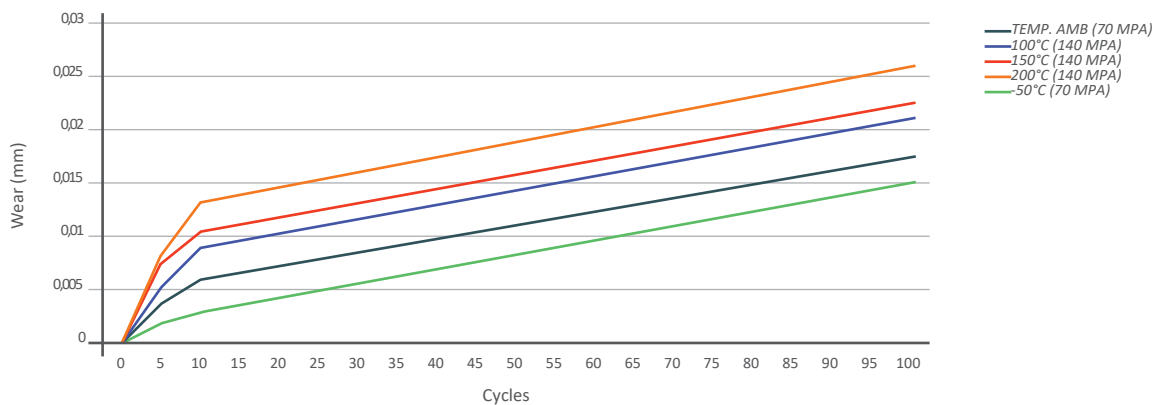
COEFFICIENT OF FRICTION - HT



MAX. DYNAMIC LOAD - HT



INTERNAL SURFACE WEAR - HT



The tests were performed in laboratory with a Test Bench for the simulation of ball valves

- Types of tested bushes: FRITEX-316, MU-316 and HT-316
- Shaft roughness of the Test Bench: 0.5 - 0.8 Ra
- Shaft hardness of the Test Bench : 1100 Vickers
- Shaft rotation at 90° with load applied from 0° to 30° and backwars from 30° to 0°
- Rotation speed: 0.083 m/s
- Tests performed with temperatures between -50°C to +200°C